

AERA SIGRME

Quarterly Newsletter




NEWS & FEATURES

AERA Conference -
Call for Proposals
PAGE 1

Call for Early Career
Publication Award
Nominations
PAGES 2-3

Website Details
Membership Dues
PAGE 3

SIGRME Connector
PAGE 4



Call for Proposals

Please see the following Call for Proposals for details regarding the requirements for this year's AERA Conference submissions:
<https://www.aera.net/Events-Meetings/Annual-Meeting/2022-Annual-Meeting-Call-for-Paper-and-Session-Submissions>. Thank you to those who have already signed up to serve as a chair or discussant!

Call for Early Career Publication Award

In 2001, the Special Interest Group For Research in Mathematics Education established the "SIG-RME Early Career Publication Award." The purpose of the Early Career Publication Award is to recognize an outstanding mathematics education research publication by an early-career scholar. The award includes a stipend of \$500, announcement in the SIG-RME newsletter and on the website and recognition at the annual AERA Conference. The first award was presented in 2002, and the most recent awards were presented to Dr. Erika Bullock and Dr. Erica Litka.

The 2022 Early Career Publication Award nomination is due no later than Friday, November 5, 2021.

Nomination Guidelines

The publication being nominated for the SIG-RME Early Career Publication Award may be based on the dissertation work of the nominee or other recent research the nominee has conducted. The nominee should be either the single author or the first author (in the case of a jointly authored paper) and the contributor of the majority of the work done on the paper. Only peer reviewed research publications are eligible for nomination; the award will not be given for a dissertation. The nominee should be considered pre-tenure at their institution or have received their doctoral degree in mathematics education no earlier than 6 years prior to the nomination deadline (i.e., no earlier than November 5, 2015 for this year's nomination). Current SIG/RME board members are not eligible. The publication being nominated will be judged according to the following criteria:

- significance of research;
- relevance and timeliness of research question; and,
- quality and rigor of research.

“We will always have STEM with us. Some things will drop out of the public eye and will go away, but there will always be science, engineering, and technology. And there will always, always be mathematics.”

~ Katherine Johnson
Mathematician



Call for Early Career Award Publication

Nomination Packets

Nominations should include (and are restricted to) the following:

- A letter nominating the author of an early career publication. Please include the name of the author, the date of receiving the doctoral degree, and the name of the institution that conferred the degree. The nominator should also include reasons that the paper should be considered as an example of an outstanding mathematics education research publication.
- If the article is based on the author's dissertation, please include the name of the dissertation director and complete bibliographic information about the dissertation or a link to the dissertation.
- Self-nominations are allowed.
- A copy of the published paper, including complete bibliographic information.

Nominations will be considered by a sub-committee of the Executive board, consisting of the Awards, Events, and Electronic Board Members. The decisions of that committee will be final. Please send nomination materials electronically **no later than Friday, November 5, 2021** to Cathery Yeh at yeh@chapman.edu.

Website & Membership

Please check out our website (<http://www.sigrme.org>), our Facebook page, and our Twitter account [@AERA_SIGRME](https://twitter.com/AERA_SIGRME) for up-to-date information related to SIG-RME announcements, available positions, upcoming conferences, and more. If you have any information you think should be posted on the SIG-RME website, please contact Nicole Fletcher at nfletcher@fairfield.edu.

The SIG-RME Annual Membership Directory is available on the AERA website (www.aera.net). Once you login to your AERA account, you can find the directory under "Member Resources."

Membership Dues and Contact Information

The number of AERA sessions allotted to our SIG each year is based, in part, on the number of SIG-RME members. **Please remember to renew your SIG-RME membership when you renew your AERA membership.** If your mailing address or other contact information is incorrect, please update your contact information through the AERA website.

SIGRME Connector

Creating Opportunities to Connect!

Looking to connect with other researchers for collaborative research or to create a conference symposium proposal? Join the SIG-RME Connector (SIG-RME Members Only) to post your research interests and connect with other researchers who share your interests.

<https://goo.gl/forms/mecDVn3SiNResbzk2>

What is the SIGRME Connector?

The SIGRME Connector is a Google Sheet that contains information about our members who are interested in connecting with their peers for a variety of purposes, including research collaborations, writing groups, etc. Although it is targeted for graduate students and early career researchers, any SIGRME member can join. The Google Sheet is available in a read-only mode for participating members.

How do I add myself to the SIGRME Connector?

To be added to the Google Sheet, please complete this survey:

<https://goo.gl/forms/mecDVn3SiNResbzk2>. Please note that the information you provide will be available for other members who complete the survey (unless explicitly noted otherwise).

How do I remove myself from the SIGRME Connector?

To be removed from the Google Sheet, please use the same survey. The permanent link for the survey is available on the SIG-RME website: <http://sigrme.org/aera-links/>.

How do I access the SIGRME Connector?

Once you complete the survey, the SIGRME Connector Google Sheet will be shared with you via the email you provide. Please allow several days for processing.

How do I use the SIG-RME Connector?

You can search the database by research interests and purpose of networking to find graduate students or early career researchers with whom you would like to connect. Next, use the contact information provided to connect with your peers!

What if I have questions/concerns or would like to provide feedback?

Please contact the SIG-RME Graduate Student Representatives at sigrmegraduaterep@gmail.com.